

The Wisconsin Photographer

2025 WPPA Competition Edition
Featuring the Award winners of the 2024.



2025 Wisconsin's Image Judging & More

Here is your chance not only to get scores, but also you can have the opportunity to have the judging panel discuss your images and more....

How about the opportunity of winning awards and lab credits from our sponsors?????

Judging will be held on **April 13, 2025**.

Registration opens on February 21, 2025.

All registration takes place at: www.printcompetition.com.

The entry Deadline is 5:00 pm Central Time, April 12, 2025

WPPA Image Judging and MORE

2025 WPPA State Image Competition, Getting Ready for PPA MIR and More!

April 13, 2025

Registration Opens Feb. 24, 2025


Meet our Award Sponsors

Everyone is Eligible to win Sponsored Awards.

aci



ProPrints



bayphoto

...saal

50 h+h

Visit www.wppa-online.com
For Up to Date Information

It is Your Responsibility to Read and Understand all of
the Rules for this Image Judging and More!

Meet our Judges



Dennis Hammon
M. Photog., Cr., CPP, F-ASP
IPC Juror



Ella Carlson
M. Photog., M. Artist, Cr., CPP,
F-ASP, IPC Juror



Bob Coates
M. Photog., M. Artist, Cr., CPP,
EA-ASP, IPC Juror



Joe Campanelle
M. Photog., Cr., CPP, F-ASP
IPC Juror



Lisa Asp
M. Photog., M. Artist, Cr., CPP,
IPC Juror



Tim Meyer
M. Photog., Cr., CPP,
IPC Juror

REGISTRATION

Register at Printcompetition.com

Click on the **WPPA WI Logo** to register and for rules and more.



Investment

\$15.00 per Image - **Unlimited Images**

(your case is the total numbers of images you enter)

and MORE

Add \$36.00 per **CASE** for a **DISCUSSION** on **ALL** of
your images in your **CASE**.

(Each Image in your case will be discussed and recorded. No matter how many images are in your case.)

DEADLINE: April 12, 2025 at 5:00p.m. Central Time.

Hosted By WPPA

The Wisconsin Professional Photographers Association is excited to welcome all PHOTOGRAPHERS to Image Judging and More. This is also our State Competition. Our organization has hosted many in person print competitions, state and district. This will be our fourth web based event that you will be able to watch and see the images and scores and listen to the judge's discussion. If you choose not to enter any of your images this time, you can watch and learn.

TABLE OF CONTENT

4	IMAGE COMPETITION SCORING.
28	Senior Folio Competition
30	IMAGE COMPETITION RULES
39	IMAGE COMPETITION WPPA STATE GUIDELINES AND WPPA STATE AWARDS
43	SPONSORS AND THEIR AWARDS
46	MEET THE JUDGES
53	MEET THE IMAGE COMPETITION CREW
54	2024 IMAGE COMPETITION RESULTS

WPPA Image Judging and More

The WPPA Image Competition is designed to further your education in the areas of technical excellence and understanding of an exceptional image that may set you apart from other photographers.

Images entered are judged against 12 elements.
Jurors use these elements to deem whether an entry has met or exceeded the level of a high-quality professional image.

Impact
Technical Excellence
Creativity
Style
Composition
Presentation

COLOR BALANCE
CENTER OF INTEREST
LIGHTING
SUBJECT MATTER
TECHNIQUE
STORY TELLING

Scoring Scale

Images entered into the WPPA Image Judging and More can receive scores up to 100 points, dependent on how they meet the Elements of a Merit Image.

100 - 95	Exceptional
94 - 90	Superior
89 - 85	Excellent
84 - 80	Deserving of a Merit
79 - 75	Above Average
74 - 70	Average
69 - 65	Below Exhibition

Impact - Is the immediate emotional response an image evokes in the viewer. It's the wow factor – the first impression that draws someone in and makes them feel something, whether it's awe, joy, sadness, intrigue, or inspiration.

Key Aspects of Impact in a Merit Image:

Emotional Response – A strong image triggers a reaction, making the viewer feel connected to the story or subject.

First Impression – Within seconds, the image should grab attention and make a lasting impression.

Powerful Storytelling – Impactful images often tell a compelling story or convey a strong message.

Creativity & Uniqueness – Uncommon perspectives, bold compositions, or dramatic lighting can enhance impact.

Memorability – The best images



linger in the viewer's mind long after they've seen them.

Technical

Excellence - This element refers to the mastery of the technical aspects of photography, ensuring that every detail is executed with precision and skill. It demonstrates a photographer's command over the camera, lighting, post-processing, and print quality, resulting in an image that is polished and professional.

Key Aspects of Technical Excellence:

Sharpness & Clarity – The image should be in sharp focus where intended, with appropriate depth of field.



Proper Exposure – Highlights and shadows should be well-controlled, preserving details without overexposure or underexposure.

Lighting Control – Effective use of natural or artificial light to enhance the subject, avoid harsh shadows, and add depth.

Color Balance & Tonality – Accurate and pleasing color representation, with well-managed white balance and contrast.

Retouching & Post-Processing – Clean and skillful editing without over-processing or unnatural artifacts.

Print Quality (if applicable) – High-resolution output, correct sharpening for printing, and attention to paper choice and finishing.

Lens Choice & Perspective – The selection of focal length, angle, and composition should support the image’s artistic intent.

Why Technical Excellence Matters:

Even a highly impactful image can lose merit if it has flaws in focus, exposure, or editing. It ensures the image meets professional standards for competition, publication, or client work.

It reflects the photographer’s skill level and attention to detail, reinforcing credibility in the field.

A Merit Image balances technical precision with artistic expression, ensuring that nothing distracts from its storytelling and emotional power.

Creativity - the photographer’s ability to present a subject or concept in a unique, imaginative, and original way. It’s about thinking

beyond the ordinary and using artistic vision to make the image stand out.

Key Aspects of Creativity in a Merit Image:

Originality – A fresh approach to composition, lighting, posing, or post-processing that sets the image apart.

Innovative Use of Techniques

– Experimentation with angles, motion, reflections, or unconventional lighting.

Storytelling & Concept – An image that conveys a message, emotion, or theme in a distinctive way.

Unexpected Elements – A creative twist, whether through props, perspective, juxtaposition, or editing.

Artistic Expression – A demonstration of the photographer's unique style and vision.

Ways to Enhance Creativity in an Image:

Think Outside the Box – Try a



new perspective, composition, or setting.

Use Light Creatively – Experiment with shadows, color gels, or dramatic lighting.

Tell a Unique Story – Use elements that evoke curiosity, emotion, or surprise.

Post-Processing Techniques – Artistic editing, composites, or textures can add a creative edge.

Play with Motion & Perspective – Slow shutter speeds, reflections, or extreme angles can create a fresh look.

Why Creativity Matters:

It engages the viewer and makes the image memorable.

It sets the photographer apart

from others, showcasing a unique artistic voice.

It can elevate a technically sound image into an award-winning masterpiece.

A Merit Image should not only be technically excellent but also inspire, surprise, or challenge expectations – that’s the power of Creativity!

Style - The distinctive way an image is presented, reflecting the photographers’s unique artistic vision and approach. It encompasses elements such as lighting, composition, color reading, and subject portrayal that creates a consistent and recognizable aesthetic.

Key Aspects of Style in a Merit Image:

Personal Artistic Voice – A strong style distinguishes the photographer’s work, making it identifiable and unique.

Consistency – The image should reflect a coherent artistic approach, whether it’s dramatic, classic,



modern, or minimalistic.

Appropriate to Subject Matter

– The style should enhance the message or mood of the image rather than distract from it.

Technical Execution – Choices in lighting, posing, editing, and post-processing should align with the intended style.

Emotional Impact – A well-defined style contributes to how the viewer emotionally connects with the image.

Composition - The visual elements of an image come together to express intent, whether that’s to please the viewer or otherwise. The viewer’s attention is captured and directed where the artist plans it to be. Jurors may also consider

whether the subject matter is relevant and central to the story being told.

Composition -

the deliberate arrangement of elements within the frame to create a visually compelling and balanced image. It guides the viewer's eye, enhances storytelling, and strengthens the overall impact of the photograph.

Key Aspects of Composition in a Merit Image:

Balance & Harmony – The placement of subjects and elements should feel intentional, avoiding unnecessary distractions.

Rule of Thirds & Leading Lines – Classic compositional techniques that draw attention to key areas and create visual flow.

Framing & Depth – Using natural frames (e.g., doorways, trees) and layering to add dimension and interest.

Negative Space – Strategic use of empty space to emphasize the



subject and create mood.

Point of View & Perspective – Unique angles, such as low or high viewpoints, can add drama and originality.

Symmetry & Patterns – Using repetition, reflections, or symmetrical elements for a strong visual impact.

Tension & Dynamic Energy – Off-center placement, diagonal lines, or intentional imbalance can create excitement and movement.

Why Composition Matters:

It controls the viewer's attention and directs them to the subject. It enhances storytelling, making the image more engaging.

A well-composed image feels intentional and polished,

increasing its merit in competition.

A Merit Image demonstrates thoughtful Composition, where every element contributes to the overall message and aesthetic appeal of the photograph.



Presentation -

the way an image is displayed, ensuring that every aspect – from cropping and borders to printing and digital display – is polished and enhances the overall impact of the photograph. A strong presentation reinforces the image’s storytelling and professionalism.

Key Aspects of Presentation in a Merit Image:

Final Crop & Aspect Ratio –

The image should be cropped thoughtfully to enhance composition and avoid unnecessary distractions.

Borders & Edges – In print or digital competitions, a well-chosen border or vignette can frame the image effectively without overpowering it.

Print Quality & Medium – If printed, the choice of paper,

finish, and mounting should complement the image’s mood and style.

Digital Display Considerations

– For online viewing, resolution, color calibration, and file format must be optimized for clarity and impact.

Color Management – Consistent and accurate colors ensure that the image appears as intended across different mediums.

Consistency with Style & Subject

– Presentation choices should align with the artistic intent rather than distract from the image.

Why Presentation Matters:

A poor presentation can weaken an otherwise strong image.

A polished presentation elevates

professionalism and ensures the image is received as intended.

It demonstrates attention to detail, showing mastery in every aspect of the photographic process.

A Merit Image is not only strong in content and technique but also in how it is presented – whether in print, digital format, or competition display.

Color Balance - the harmonious use of color within an image to enhance mood, composition, and visual impact. It involves proper control of hues, tones, and contrast to ensure the colors work together cohesively, neither overpowering nor distracting from the subject.

Key Aspects of Color Balance in a Merit Image:

Harmony & Cohesion – Colors should complement each other and create a visually pleasing balance.

Mood & Emotion – Different color tones evoke different emotions (e.g., warm tones create a cozy feel, while cool tones convey calmness or isolation).



Accurate White Balance –

Ensuring natural skin tones and true-to-life colors without unnatural color casts.

Contrast & Depth – Proper balance between highlights, shadows, and mid-tones to add depth and dimension.

Selective Color Use – Strategic use of color to emphasize key elements in the image.

Color Theory & Psychology – Understanding complementary and analogous colors to create strong visual appeal.

Consistency Across Mediums – Colors should remain consistent in print and digital formats through proper color management.

Why Color Balance Matters:
Enhances storytelling by setting

the tone and atmosphere of the image.

Creates visual impact, making the image more dynamic and engaging.

Maintains professionalism, ensuring that colors appear as intended across different viewing platforms.

A Merit Image uses Color Balance effectively to unify the composition, strengthen emotional impact, and present a visually striking final product.

Center of

Interest - the focal point of an image – the primary subject or area that immediately draws the viewer’s attention. It ensures clarity in storytelling and composition by guiding the eye toward the most important part of the photograph.

Key Aspects of Center of Interest in a Merit Image:

Strong Focal Point – The subject should be clearly defined and



stand out from the background.

Effective Use of Composition – Techniques like the rule of thirds, leading lines, and framing help direct attention to the center of interest.

Contrast & Lighting – Proper use of light and shadow enhances the focus on the subject.

Depth of Field – A shallow depth of field (blurred background) or selective focus can isolate the subject.

Color & Tonal Contrast – Differences in brightness, color, or saturation help emphasize the subject.

Minimal Distractions – Unnecessary elements should be removed or minimized to keep the focus on the main subject.

Emotional Connection – The center of interest should contribute to the image’s message, engaging the viewer.

Why Center of Interest Matters:

Ensures the image is visually engaging and easy to interpret. Strengthens storytelling, making the subject clear and impactful.

Creates aesthetic balance, preventing the viewer’s eye from wandering aimlessly.

A Merit Image has a well-defined Center of Interest, where every compositional choice supports the subject, making it the undeniable focus of the photograph.

Lighting - the most critical elements in photography, as it shapes the subject, sets the mood, and enhances depth and dimension. In a Merit Image, lighting is used intentionally to create impact, guide the viewer’s eye, and bring out details that enhance the storytelling.

Key Aspects of Lighting in a Merit Image:



Direction & Quality – The placement of light (front, side, back, or top) affects the subject’s appearance and depth.

Intensity & Contrast – Balancing highlights and shadows adds dimension and drama without losing detail.

Mood & Atmosphere – Soft light creates a gentle, dreamy effect, while harsh light adds intensity and sharpness.

Light Control – Effective use of natural or artificial light sources, including strobes, reflectors, and diffusers.

Color Temperature – Warm vs. cool lighting influences the emotional tone of the image.

Highlighting the Center of Interest – Lighting should naturally draw attention to the focal point of the image.

Avoiding Unwanted Shadows or Overexposure – Proper exposure ensures all important details are visible without distractions.

Why Lighting Matters:

Defines shape and texture, making subjects appear three-dimensional. Enhances storytelling, creating mood and emotional depth. Guides the viewer's eye, directing focus to the most important elements.

Sets a professional standard, ensuring the image looks intentional and polished.

A Merit Image demonstrates mastery of Lighting, using it not just for exposure but as a powerful tool to elevate impact, composition, and storytelling.

Subject Matter - the main theme, story, or focus of the image. In a Merit Image, the subject must be clearly defined,



compelling, and appropriate for the message the photographer intends to convey. A strong subject ensures that the image resonates with the viewer and holds their attention.

Key Aspects of Subject Matter in a Merit Image:

Clarity of Purpose – The subject should be the main focus, with all elements in the image supporting its presence.

Emotional & Visual Impact – The subject should engage the viewer, evoking a reaction or connection.

Relevance & Storytelling – The subject should align with the mood, theme, or intended message of the image.

Uniqueness & Interest – A fresh perspective, unexpected moment,

or creative approach enhances the subject's appeal.

Complementary Background & Environment – The setting should enhance, not distract from, the subject.

Technical Considerations – Proper focus, lighting, and depth of field should highlight the subject effectively.

Composition & Framing – The subject should be well-placed using compositional techniques like the rule of thirds, leading lines, or framing to draw attention.

Why Subject Matter Matters:
It defines the story the image tells.

A strong subject holds the viewer's attention and creates a lasting impression.

It ensures all elements work together cohesively, avoiding confusion or distraction.

A Merit Image features a well-chosen Subject Matter, ensuring that it is engaging, clearly defined, and visually impactful, making



the image both meaningful and memorable.

Technique - the photographer's skill in using camera settings, equipment, and post-processing to execute the image effectively. It demonstrates technical mastery and ensures that the image is sharp, well-exposed, and free of distractions caused by poor execution.

Key Aspects of Technique in a Merit Image:

Camera Control – Proper use of aperture, shutter speed, and ISO to achieve the desired depth of field, motion effect, and exposure.

Focus & Sharpness – The subject should be crisp and well-defined, with appropriate depth of field for storytelling.

Proper Exposure – Highlights and shadows should be well-balanced without losing detail in important areas.

Lighting Control – Whether natural or artificial, lighting should enhance the subject and mood.

Composition Execution – The photographer should apply compositional techniques effectively without technical flaws.

Post-Processing Mastery – Retouching, color grading, and corrections should be skillfully applied without over-processing.

Print & Output Quality – If printed, the image should be sharp, well-calibrated, and free from banding, noise, or artifacts.

Why Technique Matters:

A strong concept can be weakened by poor technique.

Flawless execution enhances the image's professionalism and credibility.

Attention to technical detail ensures that nothing distracts from



the subject and message.

A Merit Image showcases masterful Technique, proving that the photographer has full control over the camera, lighting, and post-processing to create a refined and impactful final result.

Story Telling - the ability of an image to convey a message, emotion, or narrative, drawing the viewer into the scene. A Merit Image should make the audience feel something, inviting them to interpret or connect with the story behind the photograph.

Key Aspects of Storytelling in a Merit Image:

Clear Narrative – The image should suggest a story, whether it's an emotion, action, relationship, or moment in time.

Emotional Connection – A great image evokes a reaction, making the viewer feel joy, sadness, excitement, mystery, or wonder.

Strong Subject & Context – The subject, environment, and supporting elements should work together to tell the story.

Engagement & Interpretation – The image should make the viewer ask questions, spark curiosity, or feel immersed in the scene.

Expression & Gesture – In portrait photography, body language, facial expressions, and interactions enhance storytelling.

Use of Light & Composition – Lighting, angles, and framing should support the mood and message of the story.

Timing & Moment – Capturing the decisive moment can make the difference between a simple image and a powerful narrative.

Why Storytelling Matters:

Engages the audience, making the image more impactful and memorable.



Adds depth and meaning, transforming a beautiful image into a compelling piece of art. Enhances competition appeal, as judges look for images that go beyond technical excellence to emotionally resonate.

A Merit Image doesn't just look good – it tells a story, inviting the viewer to connect, interpret, and feel something profound.

100-95 Exceptional Score

Scoring an image between 95 and 100 in an image competition is considered exceptional and requires the image to possess several key attributes. Some of these attributes are:

- 1. Technical Excellence:** The image should have excellent sharpness, exposure, color balance, and other technical qualities that demonstrate a high level of technical proficiency.
- 2. Composition:** The image should have a well-balanced and aesthetically pleasing composition that draws the viewer's eye and captures their interest.
- 3. Creativity:** The image should showcase the photographer's unique perspective and creative vision. It should be original, thought-provoking, and visually impactful.
- 4. Emotion:** The image should evoke an emotional response from the viewer, whether it be awe, wonder, humor, sadness, or any other emotion.
- 5. Storytelling:** The image should tell a story or convey a message that engages the viewer and adds depth to the image.
- 6. Impact:** The image should have a strong visual impact that makes it stand out from other images and leaves a lasting impression on the viewer.
- 7. Quality of Print:** For print competitions, the quality of the print itself should be excellent, with accurate color, good contrast, and clean whites and blacks.

In summary, an exceptional scoring image should possess a combination of technical excellence, creativity, and emotional impact, and should be well-composed and visually appealing.



100 - The Face of the Weary
Jen Hargrove



95 - *Greetings Spring*
Valarie Clayton

94-90 Superior Score

Scoring an image between 90 and 94 in an image competition is considered to be a Superior Image.

The scoring of an image in a competition is usually determined by a panel of judges or a set of criteria established by the competition organizers.

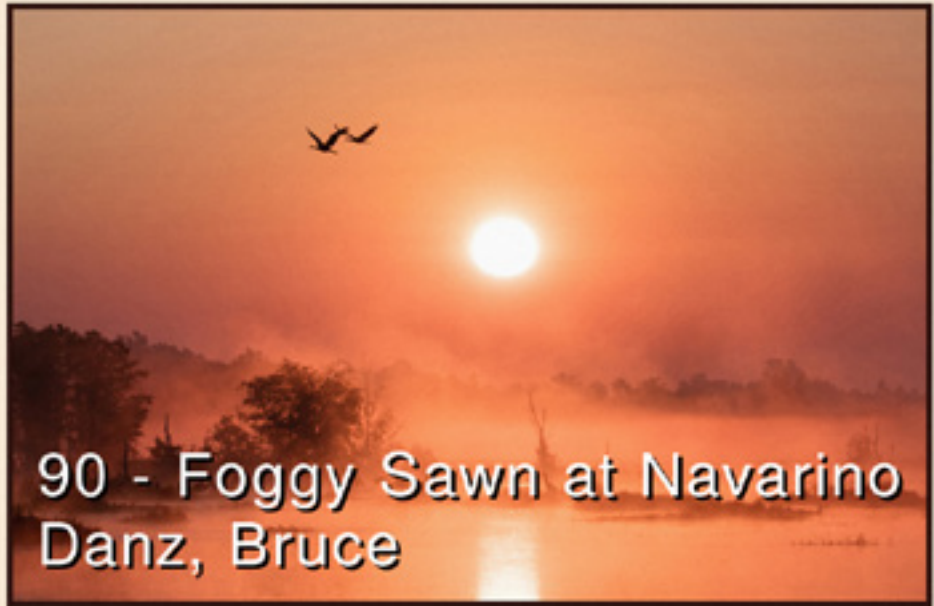
The specific criteria used can vary greatly between competitions, but some common elements include technical excellence, composition, impact, creativity, originality, and overall presentation.

When an image scores between 94 and 90, it means that the judges considered the image to be of high quality, but perhaps not quite reaching the highest level of excellence.

The reasons why the image did not score higher could be many, ranging from minor technical flaws or inconsistencies in composition to a lack of impact or originality compared to other images in the competition.

It is important to keep in mind that scoring in a photography competition is highly subjective and can be influenced by personal preferences and biases of the judges.

The most important thing is to keep learning and improving your craft, and to enter your work in competitions as a way to gain recognition and exposure.



90 - Foggy Sawn at Navarino
Danz, Bruce



92 - Grace
Smith, Kimberly

89-85 Excellent Score

A score between 85 to 89 in an image competition usually indicates that the image has been rated as “excellent” and is of high quality. The exact criteria for scoring in an image competition can vary, but generally, the judges are looking for a combination of technical and aesthetic elements, including:

- **Composition:** How well the elements in the image are arranged and balanced
For example, the image might be slightly overexposed, or the composition may not be as strong as it could be.
- **Exposure:** Whether the image is properly exposed with good contrast and tonal range
Alternatively, the judges may simply have preferred other images in the competition that had a slightly higher level of excellence.
- **Focus:** Whether the image is sharp and in focus
- **Color:** How well the colors in the image complement each other and convey mood and emotion
In conclusion, the score between 85 to 90 is a high score and indicates that the image is of excellent quality, but there are still areas for improvement that could have pushed the score higher.
- **Originality:** How unique and creative the image is
- **Technical skill:** How well the photographer has used their equipment and post-processing techniques to achieve the final result.

If an image scores between 85 to 90, it may not have scored higher due to small imperfections in one or more of these areas.



88 - Let's Study!
BARANCZYK, TRAVIS



86 - Mountain Tempest
Hammon, Cheri

84-80 Deserving of a Merit

In general, a score of 80 to 84 means that the image is of high quality, but it may have some minor flaws or weaknesses that prevent it from scoring higher. Some common reasons why an image might not score higher despite being deserving of a merit include:

- **Technical Issues:** The image might have some technical imperfections, such as poor focus, incorrect exposure, or noise, that detract from its overall impact. These are some of the reasons why an image might not score higher despite being deserving of a merit. However, it's important to keep in mind that photo competition scores are subjective, and the judges' opinions and preferences can play a role in the final scores.
- **Composition:** The image might have a strong concept, but the composition may be less than optimal, resulting in a lower score.
- **Impact:** The image might be visually appealing, but it might not have the emotional impact or visual impact that the judges are looking for.
- **Originality:** While the image might be well-executed, it may not be sufficiently original or unique, which can prevent it from scoring higher.



83 - Textures of Another Land
BARANCZYK, TRAVIS



80 - Narcissus
Foerster, Trey

79-75 Above Average



The exact criteria for scoring in an image competition can vary depending on the competition rules and the individual judges. However, in general, a score of 75 to 79 indicates that the image is considered to be above average in terms of technical merit and visual impact, but there may be some areas for improvement.

The reason the image did not score higher could be due to various factors such as composition, lighting, color balance, focus, or any other technical aspect of photography that the judge felt needed improvement.

It could also be that the image did not fully meet the criteria for the particular category of the competition, or that it did not stand out compared to other high-scoring images in the competition.

It's important to keep in mind that image competitions are subjective and the opinions of different judges can vary.

A score of 75 to 79 is still a very good score, and it shows that the image has many strengths and is well above average.



Senior Folio Competition

Senior photographers we have a different competition that you maybe interested in. It is called our Senior Folio Competiton. WPPA Members have a chance to earn the title of Senior Photographer of the Year.

Please review thoroughly!

1. A Folio is created with at least **8 portraits** of a high school senior. The digital file must be cropped to a 10x20 with a dpi of 4000 for the longest dimension.
2. Folios will be looked at as a body of work. When scoring, judges will use the judging elements as normal but also weigh the sale ability, variant, posing, creativity and consistency across the poses shown.

Senior Folio Competition Categories

You must designate one of the below categories for each entry.


- Senior Boy
- Senior Girl

Senior Photographer of the Year

- 1st Place
- 2nd Place
- 3rd Place

Awarded to the individual photographer who has the highest scoring Case total in the Senior Folio Competition. If there is a tie, the title is awarded to each individual.

Case scores are determined by adding the 4 highest scoring Folios in the Senior Folio Competition. The case total must have a score of **320 or above to be eligible**.



2025 WPPA Image Judging and More Competition Rules



2025 WPPA Image Judging & More – Competition Rules

2025 WPPA Image Judging and More - Competition Rules

- Judging will be held on **Sunday, April 13, 2025** at 9:00 a.m.(central time).
- Registration opens on **February 24, 2025**.registration takes place at: www.printcompetition.com.
- Entry Deadline is 5p.m. (Central Time) on Saturday, **April 12, 2025**.
- Make sure you Read and Understand the 2025 WPPA Image Judging and More Competition Rules before you enter this competition.

WPPA Image Judging and More

The purpose of this judging and competition is to allow photographers to enter digital files to be judged against a standard of excellence using the 12 Elements of a Merit Image. (For more information concerning the twelve elements, go to [PPA 12 Elements of a Merit Image.](#))

The WPPA Image Judging and More are designed to further your education in the areas of technical excellence and understanding of an exceptional image that may set you apart from other photographers.

Scoring Scale – Images entered into the WPPA Image Judging and More can receive scores up to 100 points, dependent on how they meet the Elements of a Merit Image.

100 - 95	Exceptional
94 - 90	Superior
89 - 85	Excellent
84 - 80	Deserving of a Merit
79 - 75	Above Average
74 – 70	Average
69 – 65	Below Exhibition

Discussions - Entrants that order the Discussion Fee will have all of their images talked about and recorded.

GENERAL INFORMATION (Read before proceeding to category rules.)

WPPA is holding THREE competitions.

- **Photographic Open Competition**
- **Artist Competition**
- **Senior Folio Competition**

Everyone is encouraged to enter.

Everyone is eligible to win the Sponsored Awards (ONLY 1 Sponsored Award is allowed per Maker.)

- **WPPA Members** are eligible to win the WPPA State Awards.

2025 WPPA Image Judging and More Competition Rules



2025 WPPA Image Judging & More – Competition Rules

- You must have **renewed your 2025 Membership or Joined WPPA BEFORE you enter the 2025 Image Judging and More.** (See membership application for more information on becoming a WPPA member.)
- You may enter unlimited entries in each of the three competitions.
- **Entry fee: \$15** per individual entry.
- **Discussion Fee: \$36 for image discussion.**
 - Makers that order the Discussion Fee will have all of their images talked about and recorded.
 - This takes place the day of the judging.
 - One fee for all of the images that you have entered into any of the competitions
 - After your score is announced a juror will be assigned to discuss your image.
 - If your image was challenged this counts as the discussion and that recording will be uploaded to printcompetition.com
 - Make sure you are a Premium Member of www.printcompetition.com, this enables you to listen to not only your recordings but to go into other image competition entries and learn from those.
 - Please allow 2 weeks following the completion of the competition for the upload of the discussions to printcompetition.com.
- Entries include any combination of digital entries and digital album entries.

General Rules (Read before proceeding to category rules.)

These rules pertain to all three competitions.

1. All entries must be registered at www.printcompetition.com. There is a separate fee payable to PrintCompetition for use of their service.
2. Entrants may only submit digital images for judging.
3. You may enter unlimited images in each competition.
4. A minimum of 4 entries may be required to be considered for top awards in each competition (see Sponsored and WPPA Awards Rules).
5. No changes to your entry are permitted once the entry deadline has passed. No refunds will be issued after the entry fee is paid.
6. **Eligible images that CAN be entered into WPPA Image Judging and More:**
 - a. Images that have received a Merit or Imaging Excellence score in Merit Image Review (MIR).
 - b. Images that were entered into IPC, but did not received a TOP 32 designation.
 - c. Images that were entered into Round 2 of ASP Images of Distinction and Scored 84 or lower.

2025 WPPA Image Judging and More Competition Rules



2025 WPPA Image Judging & More – Competition Rules

- d. Fresh images that have not yet been entered into a competition.
 - e. Images that have been entered into a previous WPPA Image Judging and More that have not received a score of 80 or higher.
 - f. Images from other image competitions, except those excluded below.
7. **Image that are NOT eligible to be entered into WPPA Image Judging and More:**
- a. Images that have been selected for the **World Cup Competition**.
 - b. Images that have received a **TOP 32 designation in any PPA IPC Category**.
 - c. Images that received Image Excellence/Loan.
 - d. Images that were entered into **Round 2 of ASP Images of Distinction** and Scored 85 or Higher. (Images that scored 85 or higher are not eligible to be entered, they are included in the ASP Best of the Best Video and the IOD Book and are in the public eye.)
 - e. Images that have received a WPPA State Award.
 - f. Images that have received an 80 or higher in any WPPA Competition.
8. **AI STATEMENT:** No entry in any category can be created in part or whole using text-to-image prompts that use Artificial Intelligence (AI) image-generating technology software that is intended to create whole images and backgrounds entirely from programmed images. A human must have had creative control over the work's expression. Images and their elements must be created with traditional elements of authorship. However, non-text-to-image prompted elements (such as Photoshop's automations like generative expand) may be used in image creation. Images that are determined to violate the AI statement above will be disqualified. AI Images that are disqualified are not eligible to receive a score and cannot be entered into another WPPA competition. If the disqualification is determined after a score has been given, that image will have the score voided and will not be eligible for awards or inclusion in any WPPA digital or printed material.

Digital Submission Specifications

- Files must be sized so the longest dimension is 4000 pixels. Each file must contain an embedded color profile of either sRGB or Adobe RGB1998 and be saved at a JPEG quality setting of 10. In most cases, the total file size should not exceed 3.5 MB. Larger files will be accepted when necessary so long as they are JPG/10.
- Files are to be named, use the title of the image only.

Viewing Conditions for Image Review

This is for your information only. For Color management help see the video tutorial that is on PPA.com/IPC_tutorials

- Digital Files: Monitor Setting, D65, 120 cd/m², 2.20gama.

2025 WPPA Image Judging and More Competition Rules



2025 WPPA Image Judging & More – Competition Rules

Digital Album Entry

Digital Album Entry See Video Tutorial: PPA.com/IPC_tutorials

All albums must be submitted in digital form.

1. All page/spread files must have the longest file dimension at 4000 pixels, have an embedded color profile of either sRGB or Adobe RGB1998, and saved at a JPEG quality setting of 10.
2. Each page/spread file may contain as many images as you desire.
3. An entry shall contain a minimum of 5 page/spread files up to 36 page/spread files.
4. Files are to be numbered in viewing order using two digits, i.e. 01 jpg, 02 jpg, 03 jpg, etc.
5. All individual files must be compressed into a single ZIP file. ZIP file must be named: Album Title.zip (e.g. Summer Wedding.zip).
6. Studio identification or entrant's name cannot appear on any file within the album entry.
7. Each entrant must use the same title when entering a multi-maker album.

Final Note

Thank you for entering the WPPA Image Competition.

- The Image Competition Committee has the right to move an image to a different competition/category/sub-category if they feel it has not been put into a proper competition/category/sub-category by the maker/entrant.
- Any decisions of the WPPA Image Competition Committee are final.

2025 WPPA Image Judging and More Competition Rules



2025 WPPA Image Judging & More – Competition Rules

PHOTOGRAPHIC OPEN COMPETITION RULES

1. The Photographic Open Competition exists to show the photographic knowledge and skill set of the maker. However, a maker can use supporting photographic elements that they did not create provided those elements are referenced as guide images on the face of the entry. This includes sky replacement. The original photographic capture by the entrant should be merit-worthy independent of the work that was not their own. Elements created by the maker must not be a part of the guide images. This rule also applies to images within and album entry. This competition is for all images and albums where the entrant is responsible for creating the images of the primary subject(s) of the final entry. See additional rules for categories such as Wedding Competition Rules and Reportage.
2. All processing, manipulation, and printing or rendering were done by the entrant or under their direct supervision.
3. The entrant has obtained and has access to all necessary releases (model or property) and agrees to hold WPPA harmless against all claims and liabilities arising from any WPPA display, publication, promotion, or other use of each image submitted to WPPA's image judging and more.
4. The entrant's name, initials, business logo, watermark, or other identifying features shall not appear anywhere in the entry.
5. No entry will be eligible if it has been made under the supervision of an instructor or as a class assignment. All images submitted must be self-directed. Images created in an educational environment under direct supervision from an instructor are ineligible.
6. Any entry that has been created from an existing photograph, portrait, graphic, or any other artwork produced by another person is a violation of the competition rules and will not be judged, accepted, or displayed. If an entry, in the good-faith opinion of the WPPA Image Competition Committee, violates copyright, trademark, or any other applicable law, that entry shall not be displayed or published. Furthermore, this image will also be disqualified from consideration for awards selection and will not be awarded points toward the WPPA Fellowship Degree.
7. Entries of the same subject in multiple images will be allowed if the images are entirely different concepts. If entries of the same subject do not have entirely different concepts, only one of the same-subject images will be accepted into the competition. The other same-subject image(s) will be disqualified. The WPPA Image Competition Committee will make every effort to monitor entries and notify the maker of same-subject images prior to the registration deadline. If the same-subject images are not identified prior to the registration deadline, the image that appears first in the maker's entry list on printcompetition.com will be accepted and any other same-subject images that are not entirely different concepts will be disqualified. If the disqualification is determined after a score has been given, that image will have the score voided and will not be eligible for awards or inclusion in any WPPA digital or printed material. The Folio Competition is the exception. Please see the Folio Competition Rules for clarification. The WPPA Image Competition Chair has the authority to disqualify images under this provision.
8. Images not of acceptable WPPA exhibition content will be judged but may not be displayed. The decision of acceptable content will be based on the standards set by the National Gallery in Washington, D.C., and will be at the discretion of the WPPA Image Competition Committee.

2025 WPPA Image Judging and More Competition Rules



2025 WPPA Image Judging & More – Competition Rules

PHOTOGRAPHIC OPEN CATEGORIES & SUB-CATEGORIES

You must designate one of the below categories/sub-categories for each entry:

PORTRAIT - Consists of Natural Portrait Images using structured lighting in a studio or outdoor environment. They can portray a subject or subjects from all walks of life and should reflect the personality of the subject(s).

- Portrait Sub-Categories:
 - General Portrait – Includes Families, groups, adults, couples, fashion, boudoir.
 - Children/Baby – 0 to 16 years
 - Couple – Non-Wedding
 - High School Senior – Actual Client Work
 - Animal – Animal portrait using structured lighting in a studio or outdoor environment. The owner or the photographer is in control of the animal and lighting.

ILLUSTRATIVE - Consists of pictorials, abstracts, composites, digital paintings, flowers, plants, trees, macro, zoo animals and similar subject matter.

- Illustrative Sub-Categories:
 - Composite
 - Digital Painting
 - Nature
 - Illustrative Portrait - Images where styling, creative photo techniques, extensive makeup or props are allowed. Postproduction techniques are encouraged and may be an essential part of the final story in the photograph. Entries in this category would include images that have been highly manipulated or stylized.
 - Illustrative Open – Composited landscapes, wildlife, astrophotography and anything else that does not fall into any other Illustrative Sub-Category.
 - Album - consist of non-wedding, social events, such as bar mitzvahs, etc., or albums of portraits and other storytelling albums.

LANDSCAPE - This category is for photography that is devoted to displaying natural elements such as landscapes, cityscapes, seascapes, aerial, and astrophotography. This category includes Image Stitching, Focus Stacking, and Image Stacking.

- Landscape Sub-Categories:
 - Drone/Aerial
 - Astrophotography
 - Landscapes

WILDLIFE - Images of wildlife in a natural habitat. This category is not for composites.

- Wildlife Sub-Categories:
 - Birds
 - Animals
 - Reptiles
 - Insects

2025 WPPA Image Judging and More Competition Rules



2025 WPPA Image Judging & More – Competition Rules

COMMERCIAL - Images with an intended use by a commercial client to promote or brand a product or company. Advertising, fashion, beauty, still life, food, architecture, corporate photography is all included in this category. Composite and non-composite images, light painted, and highly manipulated images.

- Commercial Sub-Categories:
 - Food
 - Fashion/Beauty
 - Architecture
 - Commercial Open

REPORTAGE - Images that illustrate an actual public or non-public event, life, an area of human interest, news stories that have meaning on the context or record of events, high impact, and/or lasting emotional response. Images that illustrate sporting events are included in this category. ONLY basic color and brightness adjustments, cropping, dodging, and burning are allowed. Only single capture images will be accepted. Composite and multiple exposure images will not be accepted. The original captured image (in RAW or JPEG) must be available if requested by the committee.

- Reportage Sub-Categories:
 - Reportage Open

WEDDING - The Wedding Category is for all images and albums created by the entrant under the time constraints of an actual wedding event. Jurors will keep in mind that the maker has limited control over many aspects of a wedding, including the subject matter, environment, and time of day. Images should include some kind of visual wedding reference(s).

- Entrant must have captured and created the original exposure or exposures.
- All images and all elements of an image must have been made during the course of an actual wedding event. Images not created during the time constraints of an actual event (such as engagement or bridal portraits) must be entered in a different competition.
- Wedding Sub-Categories:
 - Wedding Day Open - Images eligible in the Wedding Open category must be created during the time constraints of the actual event.
 - Wedding Day Album - All images included in the Wedding Album must be created during the time constraints of the actual wedding event. You may enter as a single maker or a multi-maker; (2) photographers creating a minimum of twenty images each from the same wedding. Please Note: Failure to comply with these rules may result in disqualification of the entry.

2025 WPPA Image Judging and More Competition Rules



2025 WPPA Image Judging & More – Competition Rules

ARTIST COMPETITION RULES

The Artist Competition allows the entrant to demonstrate their art skills and expertise in the creation of an image made from one or more sources. The maker is not required to have photographed any of the source images. Entries will be judged for digital, artistic, and technical proficiency.

1. Entries may be created in various artistic mediums. Photographs may be used in this category in creating an entry, but it is not a requirement. Entries may include freehand drawing or painting in traditional or digital applications. Entries can include stock photography, photographs, or artwork from other artist(s) with written consent to use from those sources. Documentation may be requested by WPPA before, during, or after the competition. If an entry, in the good-faith opinion of the WPPA Image Competition Committee, violates copyright, trademark, or any other applicable law and cannot be proven otherwise, that entry shall not be displayed or published. Furthermore, this image will also be disqualified from consideration for awards selection and will not be awarded points toward the WPPA Fellowship Degree.
2. All processing, manipulation, artwork, or rendering must be done by the entrant.
3. The entrant's name, initials, business logo, watermark, or other identifying features shall not appear anywhere in or on the face of the entry.
4. No entry will be eligible if it has been made under the supervision of an instructor or as a class assignment. All images submitted must be self-directed. Images created in an educational environment under direct supervision from an instructor are ineligible.
5. Entries of the same subject in multiple images will be allowed if the images are entirely different concepts. If entries of the same subject do not have entirely different concepts, only one of the same-subject images will be accepted into the competition. The other same-subject image(s) will be disqualified. The WPPA Image Competition Committee will make every effort to monitor entries and notify the maker of same-subject images prior to the registration deadline. In the event that the same-subject images are not identified prior to the registration deadline, the image that appears first in the maker's entry list on printcompetition.com will be accepted and any other same-subject images that are not entirely different concepts will be disqualified. If the disqualification is determined after a score has been given, that image will have the score voided and will not be eligible for awards or inclusion in any WPPA digital or printed material. The WPPA Image Competition Chair has the authority to disqualify images under this provision.
6. Guide images must be included on the face of the entry. For restorations, it is recommended that, in addition to the guide image for the image being restored, two guide images that show the progress of the restoration be included.

ARTIST COMPETITION CATEGORIES

You must designate one of the below categories for each entry.

- CREATIVE OPEN (Artist)
- RESTORATION

2025 WPPA Image Judging and More Competition Rules



2025 WPPA Image Judging & More – Competition Rules

SENIOR FOLIO COMPETITION RULES

Please review thoroughly!

1. A Folio is created with at least **8 portraits** of a high school senior.
2. The digital file must be cropped to a 10x20 with a dpi of 4000 for the longest dimension.
3. Folios will be looked at as a body of work. When scoring, judges will use the judging elements as normal but also weigh the sale ability, variant, posing, creativity and consistency across the poses shown.
4. The Senior Folio Competition exists to show the photographic knowledge and skill set of the maker.
5. Images must be from the makers **actual Senior customer/client work**.
6. You may use the same images that you might have used in the High School Senior Sub-Category in the WPPA Photographic Open Competition since the Folio is judged differently.
7. All processing, manipulation, and printing or rendering must be done by the entrant.
8. The entrant has obtained and has access to all necessary releases (model or property) and agrees to hold WPPA harmless against all claims and liabilities arising from any WPPA display, publication, promotion, or other use of each image submitted to WPPA's image judging and more.
9. The entrant's name, initials, business logo, watermark, or other identifying features shall not appear anywhere in the entry.
10. No entry will be eligible if it has been made under the supervision of an instructor or as a class assignment. All images submitted must be self-directed. Images created in an educational environment under direct supervision from an instructor are ineligible.
11. Any entry that has been created from an existing photograph, portrait, graphic, or any other artwork produced by another person is a violation of the competition rules and will not be judged, accepted, or displayed. If an entry, in the good-faith opinion of the WPPA Image Competition Committee, violates copyright, trademark, or any other applicable law, that entry shall not be displayed or published. Furthermore, this image will also be disqualified from consideration for awards selection and will not be awarded points toward the WPPA Fellowship Degree.
12. Entries of the same subject in Multiple Folio's **will not** be allowed. The other same-subject folio(s) will be disqualified. The WPPA Image Competition Committee will make every effort to monitor entries and notify the maker of same-subject images prior to the registration deadline. If the same-subject folios are not identified prior to the registration deadline, the folio that appears first in the maker's entry list on printcompetition.com will be accepted and any other same-subject folios that are not entirely of a different subject will be disqualified. If the disqualification is determined after a score has been given, that image will have the score voided and will not be eligible for awards or inclusion in any WPPA digital or printed material. The WPPA Image Competition Chair has the authority to disqualify images under this provision.

Senior Folio Competition Categories

You must designate one of the below categories for each entry.

- Senior Boy
- Senior Girl

2025 WPPA State Image Competition

Guidline and State Awards



WPPA Members State Image Competition Guidelines WPPA State Awards 2025

2025 WPPA Image Judging & More – Competition State Awards

- Judging will be held on **April 13, 2025** at 9:00 a.m. (central).
- Registration opens on **February 24, 2025**.
- All registration takes place at: www.printcompetition.com.
- Entry Deadline is **5:00p.m. Central Time**, on **Saturday, April 12, 2025**.

- WPPA is holding THREE competitions.
 - **Photographic Open Competition**
 - **Artist Competition**
 - **Senior Folio Competition**

- **Everyone** is encouraged to enter.
- **Everyone** is eligible to win the Sponsored Awards (ONLY 1 Sponsored Award is allowed per maker.)

- **WPPA Members** are eligible to win the **WPPA State Awards**.
 - You must have **renewed your 2025 Membership or Joined WPPA BEFORE you enter the 2025 Image Judging and More.**
 - If you live in the state of Wisconsin and the Upper Peninsula of Michigan and you are not a current member you must join WPPA before you enter to be eligible for WPPA State Awards.
 - If you join WPPA and you reside outside of the state of Wisconsin, and are a member of your state or local affiliate in your state, **you would not be eligible** to win WPPA State awards for 2 years from the date you join WPPA. You would get the benefits of discounted member event pricing.
- Make sure you **Read and Understand** the 2025 WPPA Image Judging and More – Competition Rules **before** you enter this competition.

2025 WPPA STATE AWARDS

Photographer of the Year – Photographic Open

- 1st Place
- 2nd Place
- 3rd Place

Awarded to the individual photographers who has the highest scoring Case totals in the Photographic Open Competition. If there is a tie, the title is awarded to each individual in that place.

Case scores are determined by **adding the 4 highest scoring images** in the Photographic Open Competition and must have a score of 320 or above to be eligible.

2025 WPPA State Image Competition

Guideline and State Awards



WPPA Members State Image Competition Guidelines WPPA State Awards 2025

Artist of the Year

- 1st Place
- 2nd Place
- 3rd Place

Awarded to the individual photographer who has the highest scoring Case total in the Artist Competition. If there is a tie, the title is awarded to each individual.

Case scores are determined by **adding the 4 highest scoring images** in the Artist Competition and must have a score of 320 or above to be eligible.

Senior Photographer of the Year

- 1st Place
- 2nd Place
- 3rd Place

Awarded to the individual photographer who has the highest scoring Case total in the Senior Folio Competition. If there is a tie, the title is awarded to each individual.

Case scores are determined by **adding the 4 highest** scoring **Folios** in the Senior Folio Competition and must have a score of 320 or above to be eligible.

Wisconsin's Top Ten

Awarded to the top 10 WPPA Members with the highest Case Totals from either of the completions. Case scores are determined by **adding the 4 highest** scoring images in each competition for each person.

- If you have cases in several of the competitions your highest case will be the one considered for the Top Ten Award.
- In the event there is a tie that brings the total to more than 10 imagers, THE TIE WILL BE BROKEN utilizing the highest scoring image in the case in the competition.
- There should always be exactly ten people honored as Wisconsin's Top Ten.

Clean Sweep (4 for 4 Pin)

Awarded to all individuals who scored 80 or above on all 4 images in a Competition. (If entered in multiple competitions you may win several Clean Sweeps of all 4 images are 80 or above in each competition.

Outstanding Achievement Award

Awarded to the highest scoring non-master image-Case total. If there is a tie, title is awarded to each individual.

2025 WPPA State Image Competition Guideline and State Awards



WPPA Members State Image Competition Guidelines WPPA State Awards 2025

Elite Collection

Awarded to the top 40-50 highest scoring images. The cut-off score must be 80 or higher; typically, it has been 82, 83, or 84, but varies from year to year. (Purple Ribbons)

Creative Genius Award

Fresh and New Idea, never seen before, an Outside of the Box image. Need not be given every year. Images are chosen from all Images by the Judges regardless of score.

Best of Show Awards

Chosen by the Judges - Each judge selects their top one or two images. These images are placed together and the awards are selected collaboratively by the panel of judges. Images are chosen from all images scoring 80 points or above.

Best of Show Awards are given in the following categories: (Purple Rosette)

- Portrait
- Illustrative
- Wedding
- Commercial
- Artist
- Reportage
- Landscape
- Wildlife
- Senior Folio

Judges Choice

Awarded by each judge and jury chair, to their personal favorite image regardless of score. (Pink Rosette Ribbon, preferably with judge's signature on it)

2025 WPPA State Image Competition

Guideline and State Awards



WPPA Members State Image Competition Guidelines WPPA State Awards 2025

Court of Honor Awards

Chosen by the Judges - Each judge selects their top one or two images. These images are placed together and the awards are selected collaboratively by the panel of judges. Images are chosen from all images scoring 80 points or above. (Blue Rosette Ribbon)

Images are chosen from all images scoring 80 points or above in each of the sub-sub categories of the Categories listed. A minimum of 9 and a maximum of 18 Court of Honors Awards.

- Portrait
- Illustrative
- Wedding
- Commercial
- Artist
- Reportage
- Landscape
- Wildlife
- Senior Folio

WPPA Members State Awards - Awarded by other Organizations

The ASP (American Society of Photographers) State Elite Award

- Presented to the ASP member in good standing for the highest scoring entry at his or her State Image Competition. This means that he or she is a member in good standing with WPPA as per our Bylaws and that he or she must be current with their ASP dues PRIOR to the competition. ASP membership must be current before you enter the 2025 WPPA Image Judging and More.
- In the event of a tie, total case score will be the first tiebreaker.
- In the unlikely event that a tie still exists, the second highest scoring entry in the case will break the tie. In the really unlikely event that a tie still exists, the third highest scoring entry will break the tie. If by the remotest chance a tie still exists, ASP will declare co-winners of the award and provide an additional trophy. Both recipients should be duly recognized at the awards ceremony for their accomplishments.
- An ASP member is eligible for the State Elite Award only in the state in which he or she resides, or the state listed as their primary affiliation.
- The State representative from ASP will do the presentation of the ASP Best of the Best video and the award.

CPP Award from PPA

Awarded to a current Certified Professional Photographer WPPA member with the highest scoring image. If there is a tie, the next image in their case will break the tie. Winning entry must have a score of at least 80 (deserving of a merit) to qualify. Must be a Current CPP before you enter the 2025 Image Judging and more.

2025 WPPA State Image Competition Sponsor's Awards



WPPA Members State Image Competition Guidelines
WPPA State Awards 2025

Meet our Sponsor's Awards

All Entrants are Eligible for the Awards from the WPPA Sponsors!

One Sponsor Award per Maker

If an maker has already won a sponsored award the award will go to then next eligible maker.



\$250.00 Lab Credit and Award

[American Color Imaging](#)

Highest Scoring **CASE** from **LANDSCAPE** Category in the Photographic Open Competition. (Your **highest 4 image scores in LANDSCAPE.**)



\$299.00 Value – 8×10 Fleece Backdrop

[Baby Dream Backdrops](#)

Award for the Highest Scoring **CASE** in the **WEDDING** Category of the Photographic Open Competition. (Your **highest 4 image scores in WEDDING** Category.)



\$250.00 Lab Credit and Award

[bayphoto](#)

Highest Scoring **CASE** in the **Artist Competition**. (Your **highest 4 image scores in Artist Competition.**)

2025 WPPA State Image Competition Sponsor's Awards



WPPA Members State Image Competition Guidelines WPPA State Awards 2025



\$250.00 Lab Credit and Award

[h+h Color Lab](#)

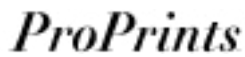
Award for Highest Scoring CASE in the FOLIO Competition. (Your highest 4 image scores in FOLIO Competition.)



\$250.00 Lab Credit and Award

[Miller's Professional Imaging](#)

Award for the Highest Scoring CASE in the WILDLIFE Category of the Photographic Open Competition. (Your highest 4 image scores in WILDLIFE Category.)



\$100.00 Lab Credit and Metal Print Award

[ProPrints](#)

Highest Scoring CASE in the ILLUSTRATIVE Category in the Photographic Open Competition. (Your highest 4 image scores in Illustrative.)



\$300.00 Lab Credit and Award

[Saal Digital](#)

Award for the Highest Scoring CASE in the PORTRAIT Category of the Photographic Open Competition. (Your highest 4 image scores in PORTRAIT Category.)

...saal will also be giving a 20% discount voucher to each of the participants, valid for one year and not combinable with other offers.

2025 WPPA State Image Competition

PrintCompetition.com



WPPA Members State Image Competition Guidelines
WPPA State Awards 2025

How to Enter!

Please visit our hosting site to upload your images in the
WPPA Image Judging and More!

PRINTCOMPETITION.COM

- Log in or register yourself as a new artist if you do not have an account at printcompetition.com.
- Look for the WPPA (WI) Logo.



- Click on the WPPA Logo to register and pay for the image judging and upload your images.

Use this site as a learning tool:

- As a Premium Member of Printcompetition.com you have access to:
 - Game Day Apps
 - Game Day
 - This app lets you see the actual judging on Game day. You will see the images as they are being scored by the judges and watch the results come in.
 - Audio maybe available for most events so you can actually here challenges and discussions.
 -
 - Pre-Game
 - Before or after any image competition that is held on this site you can Preview the images in the event, Like images in a event, Guess Scores, Build a Fantasy Case
 - Post Game
 - This app lets you see all results and sort by score, Sort by category, Sort by maker, Run slide show.
 - Archive Results
 - Browse through over 134,303 archived images, see individual judges scores and listen to yours and others audio clips of judges discussion and challenges.
 - Search by year, by association, score, or by maker.
- Use this for inspiration and learning to become better at your craft.

2025 WPPA Image Judging and More Meet Our IPC Judges



Dennis Hammon

MPhotog., Cr, F-ASP, IPC Juror

With over 45 years of experience Dennis Hammon, is still excited about getting up every day to work. With a following of family, senior, commercial and boudoir clients he still services his clients of over 4 decades. In recent years, Dennis has developed a following for his Fine art/scenic photography.

Years of experience behind him, and years ahead for the learning Dennis loves to share with fellow photographers his style of lighting and photography for portraits or you can find him in the field instructing the art of composition, finding the scene and enjoying the out of doors.

Dennis is a PPA Master Photographer, Photographic Craftsman, PPA Certified. He has been twice named Photographer of the year by Intermountain Professional Photographers and Master of the year in Idaho eight times, and continually in the top 10. Dennis also has been awarded over a dozen Kodak Gallery awards and numerous Fuji Masterpiece awards. The more than 100 + images accepted by the PPA and numerous Loan images attest to his love of print competition and is also a PPA Affiliated print juror. Dennis has also earned the PPA Excellence in Imaging Award and 2 bars for loan images. Most recently Dennis was award Fellow of Photography from the American Society of Photographers. He is one of only 123 photographers in the world with this honor.

He has also been recognized by his peers by receiving the National Award for

his service to professional photography by several state Photographic organizations.

In his work, Dennis strives to express not merely a picture but a reflection of thoughts, feelings and dreams, using his ability to seek both the inner and outer beauty to create a lasting memory. It hasn't always been easy but after 45 years in business Dennis strives to inspire and motivate photographers to find their artistic side as well as their business side.

Dennis knows what it is like to dream and succeed! Always believing in the saying "If you are not the lead dog the scenery never changes".

2025 WPPA Image Judging and More Meet Our IPC Judges



Joe Campanellie

M.Photog.Cr., CPP, F-ASP, IPC Juror

Joe Campanellie is a Master Photographer, Photographic Craftsman, Certified Professional Photographer, and an Approved Affiliate Juror with the Professional Photographers of America (PPA). He also has the distinction of being 1 of only 130 individuals worldwide to hold the prestigious Fellowship Degree from the American Society of Photographers (ASP).

Before relocating to Florida, Joe and his wife owned a high-end portrait studio in Maryland for nearly 30 years specializing in children, families, and high school seniors.

Moving to Florida in 2012 gave Joe the opportunity to pursue his love of avian and nature photography on a full-time basis. Joe maintains an active speaking and judging schedule, addressing professional photography organizations, schools, and seminars. His work has been accepted into a number of local juried shows where he has been awarded some of the top honors.

Joe has been involved in local and international photographic competitions for over 31 years.

During that time span, he has garnered some of the most prestigious awards in the industry from Kodak, Fuji, PPA, and ASP. He has multiple Grand Imaging Awards, 165 PPA Merit Images, and at Imaging USA this year he was awarded his 6th Diamond Photographer of the Year Award and his 3rd Imaging Excellence Bar for 54 Imaging Excellence (loan) images.

In 2022 he was selected to represent Team USA in the World Photographic Cup Competition in which the USA won the World Photographic Cup.

2025 WPPA Image Judging and More Meet Our IPC Judges



Lisa Asp

Lisa Asp has been a professional photographer for 25+ years.

She began photographing pets after adopting her first dog in 2001, a retired racing greyhound named Jersey.

Her niche of animal photography has expanded into a love of wildlife and the outdoors.

She gets away to spend time photographing outside whenever possible, which re-energizes her and re-ignites

her passion for photography.

Lisa has won numerous awards for her work including five Kodak Gallery awards, Fuji Masterpiece, Lexjet, PPA District First Place, IPC GIA First Place and GIA Second Place, two-time Diamond Photographer of the Year, and more.

Receiving PPA “Photographer of the Year” status the last 12 years straight, Lisa has been named one of PPA’s “Elite Plus” members.

She enjoys volunteering her time with several pet rescues photographing their adoptable animals, fostering and assisting in their fundraisers and food drives.

She is a past president of the Twin Cities Professional Photography Association, Founder and Director of the Animal Image Makers Conference, a PPA Councilor and PPA-Approved Juror.

2025 WPPA Image Judging and More Meet Our IPC Judges



Bob Coates

Coates started his official pro career in March of 1995 after picking up and putting down a camera for the previous Thirteen years.

Based in the Caribbean for the beginning three years of business Bob concentrated on commercial photography.

After working in many genres of image creation including weddings and portraiture Bob is back to concentrating on commercial projects, chasing nature, wildlife,

teaching and writing about photography and Photoshop along with creating an art décor line of images.

Bob believes in helping his local community using photographic skills.

Bob currently lives and works from his residential studio in Sedona, AZ with his wife Holly.

He has written three books along with numerous articles for professional photography publications including Rangefinder, Professional Photographer, AfterCapture, Shutterbug and others.

He loves speaking nationally to photography organizations on marketing, Photoshop and business. As a speaker, Coates has presented programs from Hawaii to the Caribbean.

2025 WPPA Image Judging and More Meet Our IPC Judges



Ella Carlson

M.Photog., M.Artist, Cr., CPP,
IPC Juror

Ella Putney Carlson earned her Master of Fine Arts degree from the New Hampshire Institute of Art.

She won the Grand Imaging Award from the Professional Photographers of America in January 2019 for her album “Most Wanted” and the 2020 GiA in the Illustrative/Commercial Category.

She is past president of the American Society of Photographers as well as an ASAP Fellow and Educational Associate.

Her work has been featured on the covers of Photoshop User magazine, Professional Photographer Magazine, The American Society of Photographers Magazine.

Her work has been published in several books including “Unplugged Voices,” “Professional Photographers of America Loan Book,” and “The PPA Showcase Book,” as well as magazines including Professional Photographer Magazine and Photoshop User magazine.

Her first book “Fine Art Photoshop” was published in May of 2017 and her second book “A Universe of Possibilities” was published in August of 2023.

Ella is a PPA Approved juror.

In addition, she has taught professional workshops nation-wide, and she has been teaching photographic arts at the University of Massachusetts since 1999.

She is known for the creation of her alien characters.

2025 WPPA Image Judging and More Meet Our IPC Judges



Tim Meyer

M.Photog.Cr., CPP, IPC Juror

Tim Meyer is a highly regarded photographer, educator, and author with over 45 years of experience.

Known for his creative approach and technical skill, his work has gained international recognition.

Tim has lectured globally, including in England, Germany, and Mexico, and served as a college educator and Portrait Program Chair at Brooks Institute of Photography.

Tim holds the PPA Master Photographer/Craftsman degrees, CPP, as well as an MA and MFA in Art and Photography.

He is the author of *The Portrait: Understanding Portrait Photography* (second edition), a widely used textbook, and *Light Shaping*. Both books have been translated into multiple languages.

Tim's fine-art photography is exhibited in museums across the U.S. and held in private collections.

2025 WPPA State Image Competition

Helpful Sites

Helpful Sites

Creating a Digital Frame or Mat For Print Competition

By: Scott Detweiler

Youtube: <https://www.youtube.com/watch?v=SaoYJuM7qas>

Image presentation is one of the 12 points used in print competition. In this tutorial, I show you how to easily add one to your images. Later in the video, I also show you how you can add some creative flair to an otherwise a typical mat.

Adding A Digital Mat to Images in Photoshop

By: Cris Duncan

Youtube: <https://www.youtube.com/watch?v=DEOF7XB5uao>

Photography Masterclass - 10 More Things You Didn't Know Were In Photoshop

By: Terry Lee White

Youtube: <https://www.youtube.com/watch?v=3myJ-DwSScY>

One way to create a digital frame in Photoshop, follow these steps:

1. Open Photoshop and create a new document with the desired size and resolution.
2. Use the rectangular shape tool to draw a frame. You can change the shape's color by clicking on the „Paint Bucket“ tool in the toolbar, selecting the desired color and then clicking on the frame.
3. If you want to add a stroke (outline) to the frame, go to the Layers panel, right-click on the layer with the frame, and select „Layer Style.“ In the Layer Style dialog box, click on „Stroke“ and choose the desired size, color, and position of the stroke.
4. To add a drop shadow to the frame, repeat step 3, but this time choose „Drop Shadow“ instead of „Stroke.“
5. To add a photo inside the frame, drag an image into the document and position it within the frame. You can adjust the size of the photo by selecting the „Transform“ tool (press Ctrl + T) and dragging one of the corners.

2025 WPPA State Image Competition

Meet the Crew



Image Competition Chair

Jamie Steeno M.Photog, Cr., CPP, F-WPPA,
WPPA-H.Fellow

www.wppajamie.com



Image Competition Crew

Tim Koll M.Photog., CPP, F-WPPA




Image Competition Crew

Whitney Minten M.Photog., CPP,




Image Competition Crew

Kyrstal Stankowski CPP


WPPA State Image Competition 2024 Award Winners

Photographic Open Competition




WPPA State Image Competition 2024 Award Winners

Folio Competition




WPPA State Image Competition 2024 Award Winners

Artist Competition



WPPA State Image Competition 2024 Award Winners

Outstanding Achievement of a Non-Master




WPPA State Image Competition 2024 Award Winners

Best of Show




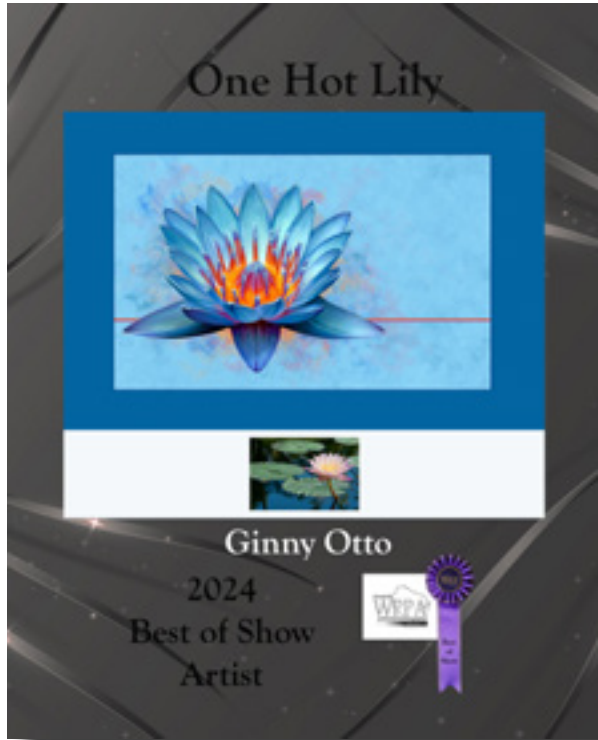
WPPA State Image Competition 2024 Award Winners

Best of Show



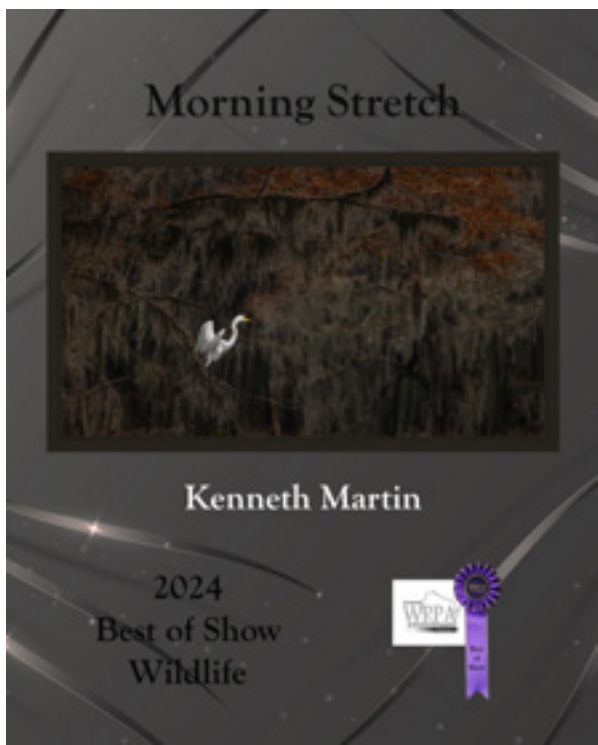
WPPA State Image Competition 2024 Award Winners

Best of Show



WPPA State Image Competition 2024 Award Winners

Best of Show




WPPA State Image Competition 2024 Award Winners

Best of Show




WPPA State Image Competition 2024 Award Winners

Best of First-Timer...Non-Master




WPPA State Image Competition 2024 Award Winners

Club 79




WPPA State Image Competition 2024 Award Winners

Court of Honor



WPPA State Image Competition 2024 Award Winners

Court of Honor



WPPA State Image Competition 2024 Award Winners

Court of Honor



WPPA State Image Competition 2024 Award Winners

Court of Honor



WPPA State Image Competition 2024 Award Winners

Court of Honor




WPPA State Image Competition 2024 Award Winners

Judges Choice

2024 Judges Choice
I felt the black and white tones on this image were exquisite.
As a side note, this image would go even higher if the arch at the top was not cut off.
Great job!




Bob Coates




"Premium Parking"
Heather Barrett

2024 Judges Choice
Morning stretch caught my eye as a judge. First the mood of the surrounding area around the horse was peaceful.
The muted tones highlighted the horse perfectly.
My only regret is I wasn't there to enjoy the beauty of the moment.



Dennis Hammon



"Morning Stretch"
Kenneth Martin

2024 Judges Choice
None of us would have noticed right for the trees and spaces around the picture. The composition on the horizon with a tree on the left side is perfect and captures the scene that you have seen. The beauty of the scene is captured in a way that is not often seen. It is a beautiful scene that is captured in a way that is not often seen.
"Outstanding" is a great example of the way that a judge can see a scene that has been captured in a way that is not often seen. The composition and composition are perfect and capture the scene that you have seen. The beauty of the scene is captured in a way that is not often seen.
Thank the members of the WPPA for their support and the beauty of the scene that you have seen. The beauty of the scene is captured in a way that is not often seen.
Keep Up The Good Work!




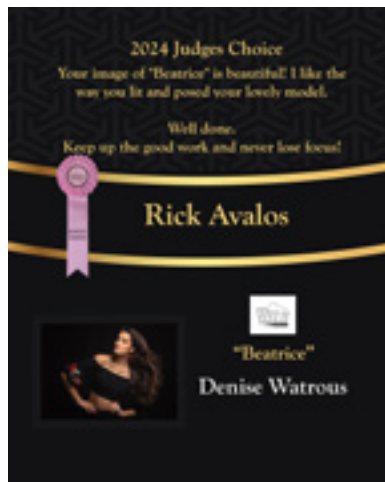
Joe Campanellie



"Outstanding"
Kenneth Martin

WPPA State Image Competition 2024 Award Winners

Judges Choice



WPPA State Image Competition 2024 Award Winners

Creative Genius



WPPA State Image Competition 2024 Award Winners

Clean Sweep

Clean Sweep



Whitney Minten

Clean Sweep B



Double Sweeper

TRAVIS BARANCZYK

WPPA State Image Competition 2024 Award Winners

Clean Sweep

Clean Sweep C



Jamie Steeno

Clean Sweep D



Kenneth Martin

WPPA State Image Competition 2024 Award Winners

Clean Sweep

Clean Sweep E



Stephanie Smith

Clean Sweep F



Nadia Hall

WPPA State Image Competition 2024 Award Winners

Clean Sweep

Clean Sweep G



Tara Rudy

Clean Sweep H



Ginny Otto

Clean Sweep I



Denise Watrous

WPPA State Image Competition 2024 Award Winners

Top Ten Photographers

Wisconsin Top 10- 1



Whitney Minten

Wisconsin Top 10- 2



TRAVIS BARANCZYK

WPPA State Image Competition 2024 Award Winners

Top Ten Photographers

Wisconsin Top 10- 3



Jamie Steeno



Wisconsin Top 10- 4



Kenneth Martin



WPPA State Image Competition 2024 Award Winners

Top Ten Photographers

Wisconsin Top 10- 5



Stephanie Smith

Wisconsin Top 10- 6



Ginny Otto

WPPA State Image Competition 2024 Award Winners

Top Ten Photographers

Wisconsin Top 10- 7



Nadia Hall

Wisconsin Top 10- 8



Tara Rudy

WPPA State Image Competition 2024 Award Winners

Top Ten Photographers

Wisconsin Top 10- 9



Denise Watrous

Wisconsin Top 10- 10



William Ryan

WPPA State Image Competition 2024 Award Winners

CPP Award

CPP Award




Whitney Minten
Step Right Up

WPPA State Image Competition 2024 Award Winners

ASP Award

The ASP State Elite Award



Jamie Steeno
Sculpted

Image Judging and More 2024 Award Winners

Lab Sponsored Awards



2024 WPPA State Image Competition Lab Award Sponsors

Competition Lab Award Winners! Thank you to our Sponsors and

\$250.00 Lab Credit and Award
American Color Imaging
 Highest Scoring Image from either
 Photographic Open, Artist, or Senior Folio Competition.
 Winning Image: Coming Apart At My Screams
 Score: 100



\$500.00 Lab Credit and Metal Print Award
ProPrints
 Highest Scoring Case in the Photographic Open Competition.
 (Four highest 4 image scores in the Photographic Open Competition.)
 Winning Case Titles: My Pride And Joy - Wild And Free;
 Score: 358
 Walk This Way - Someday Will Be Tall



\$250.00 Lab Credit and Award
bayphoto
 Award for Highest Scoring Image in the Senior Folio Competition.
 Winning Image: Parker
 Score: 85



\$250.00 Lab Credit and Award
h+h Color Lab
 Award for Highest Scoring Image in the Artist Competition.
 Winning Image: Delicate Iridescence
 Score: 86



\$250.00 Lab Credit and Award
Miller's Professional Imaging
 Award for the Highest Scoring Image
 in the Portrait Category of the Photographic Open Competition.
 Winning Image: Step Right Up
 Score: 93



\$250.00 Lab Credit and Award
Saal Digital
 Award for the Highest Scoring Image
 in the Illustrative Category of the Photographic Open Competition.
 Winning Image: A Little Privacy Please
 Score: 100



One lab award per maker/entrant.
 If an entrant has won a sponsored lab award in this competition, the award will go to the next eligible maker/entrant.

Image Judging and More 2024 Award Winners

Lab Sponsored Awards



Image Judging and More 2024 Award Winners

Lab Sponsored Awards



Image Judging and More 2024 Award Winners

Lab Sponsored Awards








Image Judging and More 2024 Award Winners

Lab Sponsored Awards



Image Judging and More 2024 Award Winners

Lab Sponsored Awards



Save the Date WPPA Convention May 17th and 18th



May 17 & 18, 2025



2025 WPPA Convention **BEYOND THE CLICK** Mastering the Art of Photographic Growth

*Radisson Hotel and Conference Center
625 W. Rolling Meadows Drive
Fond du Lac, WI 54937*

*Register by April 30, 2025 for earlybird pricing
More information at www.wppa-online.com*

**Growing Your
Business with
YOUR Personal Art**
Saturday - 9:00am to 12:30pm

The Power of MINI
Saturday - 1:30pm to 5:00pm

"The Fine Art Studio"
Sunday - 9:30am to 5:00pm
Workshop



JEN HARGROVE
M.Photographer, M.Artist, Cr., CPP

Jen specializes in fine art character, pet and child portraiture as well as fine art waterscapes and abstracts.

Jen strongly believes in the importance of continuing education and the role image competition has along with education in growing and evolving as a photographer, as well as a business owner, she also believes that all photographers have a responsibility to help educate other photographers, as well as clients.



EDITOR:
JAMIE STEENO
WPPAJAMIE@GMAIL.COM